

- Facia mounted operation
- 3/2 NO or NC
- Modular construction
- Wide range of actuators
- Dual pneumatic an electrical output signal



Operating information

For technical information see CD.

Push button valves - Visual indicators

Working pressure

PXB-B3•• 1 to 9 bar

PXB-B4•• 1 to 10 bar

PXV-•• 1 to 8 bar

Working temperature -15°C à +60°C

Flow

PXB-B3••

Qmax = 60 l/min

Qn = 30 l/min

PXB-B4••

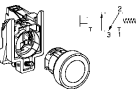
Qmax = 240 l/min

Qn = 120 l/min

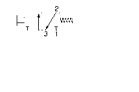
Connections

Ø 4 mm push-in

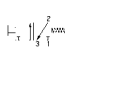
Spring return push buttons

| Symbol | Flow | Order code |
|--|-----------|---------------------|
|  $F_1 \begin{matrix} \nearrow \\ \searrow \end{matrix} \begin{matrix} \text{max} \\ \text{min} \end{matrix}$ | 60 l/min | PXB-B3111BA2 |
| | 240 l/min | PXB-B4131BA2 |

Black - With 1 NC valve

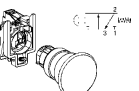
| Symbol | Flow | Order code |
|--|-----------|---------------------|
|  $F_1 \begin{matrix} \nearrow \\ \searrow \end{matrix} \begin{matrix} \text{max} \\ \text{min} \end{matrix}$ | 60 l/min | PXB-B3111BA4 |
| | 240 l/min | PXB-B4131BA4 |

Red - With 1 NC valve

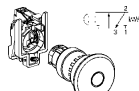
| Symbol | Flow | Order code |
|---|-----------|---------------------|
|  $F_1 \begin{matrix} \nearrow \\ \searrow \end{matrix} \begin{matrix} \text{max} \\ \text{min} \end{matrix}$ | 60 l/min | PXB-B3111BA3 |
| | 240 l/min | PXB-B4131BA3 |

Green - With 1 NC valve

Mushroom head push buttons

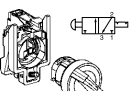
| Symbol | Flow | Order code |
|--|-----------|---------------------|
|  $F_1 \begin{matrix} \nearrow \\ \searrow \end{matrix} \begin{matrix} \text{max} \\ \text{min} \end{matrix}$ | 60 l/min | PXB-B3111BC2 |
| | 240 l/min | PXB-B4131BC2 |

Black - Spring return - With 1 NC valve

| Symbol | Flow | Order code |
|---|-----------|---------------------|
|  $F_1 \begin{matrix} \nearrow \\ \searrow \end{matrix} \begin{matrix} \text{max} \\ \text{min} \end{matrix}$ | 60 l/min | PXB-B3111BT4 |
| | 240 l/min | PXB-B4131BT4 |

Red - Latching - With 1 NC valve

Selector switches

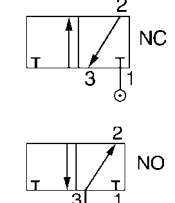
| Symbol | Flow | Order code |
|--|-----------|---------------------|
|  $F_1 \begin{matrix} \nearrow \\ \searrow \end{matrix} \begin{matrix} \text{max} \\ \text{min} \end{matrix}$ | 60 l/min | PXB-B3111BD2 |
| | 240 l/min | PXB-B4131BD2 |

Black - 2 positions - With 1 NC valve

Additional switch valves, electrical contact block and mounting brackets

| Symbol | Flow | Order code |
|-------------|----------------|------------------------|
| | 60 l/min | PXB-B3911 NC |
| | 240 l/min | PXB-B4931 NC |
| | 60 l/min | PXB-B3921 NO |
| | 240 l/min | PXB-B4931 NO |
| Description | | Order code |
| | Mounting block | ZB4-BZ009 |

| Contact | Order code |
|---------------------|----------------------|
| Normally open | ZBE-101 NO |
| Normally closed | ZBE-102 NC |



All PXB-B4 valves can be connected either as normally closed 3/2 valve (NC) or normally open 3/2 valve (NO) as required, by connecting the primary air supply to port 1 or port 3.

Spring return push buttons

| Spring return | | |
|---------------|------------|----------------|
| Colour | Order code | |
| | Black | ZB4-BA2 |
| | Green | ZB4-BA3 |
| | Red | ZB4-BA4 |

Flush

| Mushroom head | | |
|---------------|------------|----------------|
| Colour | Order code | |
| | Black | ZB4-BC2 |
| | Green | ZB4-BC3 |
| | Red | ZB4-BC4 |

Ø40 mm
spring return

Selector switches

| Black handle | | |
|--------------|-------------------|----------------|
| Function | Order code | |
| | 2 positions fixed | ZB4-BD2 |
| | 3 positions fixed | ZB4-BD3 |

Standard

Visual indicators

| Colour | Order code |
|--------|---------------------------|
| | Green PXV-F131 |
| | Red PXV-F141 |
| | Yellow PXV-F151 |
| | Blue PXV-F161 |
| | White PXV-F111 |