

- Comprehensive range
- Compact design
- Long strokes
- Built-in guidance
- Excellent life cycle
- Built-in magnets for sensors



Operating information

Working pressure: 2 - 8 bar
 Working temperature: -10°C to +70°C


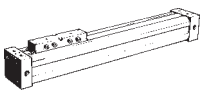
Pre-lubricated, further lubrication is not normally necessary. If additional lubrication is introduced it must be continued.

Options Available

For technical information see CD


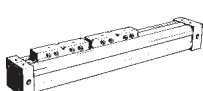
Single carriage version
 Double carriage version
 Standard speed version 0.1 - 2.0 m/s
 Low speed version 0.04 - 0.10 m/s
 Safety brake Ø25, 32, 40mm
 Stainless steel screws

P1R cylinder, single carriage

	Cyl. dia.	Port	Max stroke	Order code
	16	M5	5700	P1R-S016M0-XXXX
	25	G1/8	7100	P1R-S025M0-XXXX
	32	G1/4	7100	P1R-S032M0-XXXX
	40	G1/4	7000	P1R-S040M0-XXXX
	50	G3/8	4000	P1R-S050M0-XXXX
	63	G3/8	6900	P1R-S063M0-XXXX

* Add stroke length e.g. 0400 = 400mm stroke; 3000 = 3m stroke

P1R cylinder, double carriage

	Cyl. dia.	Port	Max stroke	Order code
	16	M5	5700	P1R-R016M0-XXXX
	25	G1/8	7100	P1R-R025M0-XXXX
	32	G1/4	7100	P1R-R032M0-XXXX
	40	G1/4	7000	P1R-R040M0-XXXX
	50	G3/8	4000	P1R-R050M0-XXXX
	63	G3/8	6900	P1R-R063M0-XXXX

* Add stroke length e.g. 0400 = 400mm stroke; 3000 = 3m stroke

Order code

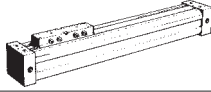
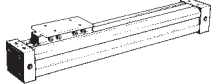
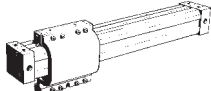
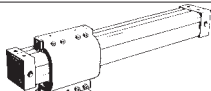
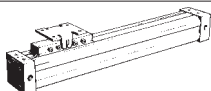
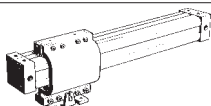
P 1 R - S 0 3 2 M O - 0 1 0 0

Version	
S	Single carriage
R	Double Carriage

Diam. (mm)	
016	16
025	25
032	32
040	40
050	50
063	63

Stroke (mm)	
0100	100 mm
1000	1000 mm

Options	
M	Standard speed
K	Low speed
P	Standard speed, stainless steel screws
J	Low speed, stainless steel screws

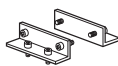
Type of carriage	
O	 Basic carriage
M	 T-carriage except (Ø16 mm)
N	 Cantilever carriage except (Ø16 mm)
P	 Cantilever T carriage for (Ø40 to 63 mm)
Q	 Articulated carriage (not double carriage)
R	 Cantilever articulated carriage for (Ø40 to 63 mm) (not double carriage)

Cylinder mountings

Side support

Black anodised aluminium Ø40 and Ø63
Anti-corrosion steel brackets

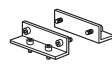
Cyl.dia.	Order code
16	P1R-4FMF
25	P1R-4JMF
32	P1R-4KMF
40	P1R-4LMF
50	P1R-4MMF
63	P1R-4NMF



Side support

Black anodised aluminium

Cyl.dia.	Order code
16	P1R-4FPF
25	P1R-4JPF
32	P1R-4KPF
40	P1R-4LPF
50	P1R-4MPF
63	P1R-4NPF



Centre support

Black anodised aluminium

Cyl.dia.	Order code
25	P1R-4JMY
32	P1R-4KMY
40	P1R-4LMY
50	P1R-4MMY
63	P1R-4NMY



T Carriage

Black anodised aluminium

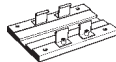
Cyl.dia.	Order code
25	P1R-4JMB
32	P1R-4KMB
40	P1R-4LMB
50	P1R-4MMB
63	P1R-4NMB



Centre support

Black anodised aluminium
+ anti-corrosion brackets

Cyl.dia.	Order code
16	P1R-4FMX
25	P1R-4JMX
32	P1R-4KMX
40	P1R-4LMX
50	P1R-4MMX
63	P1R-4NMX



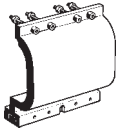
Note: One to be ordered for each carriage.

Cylinder mountings

Cantilever carriage

Black anodised aluminium

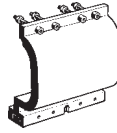
Cyl.dia.	Order code
25	P1R-4JMQ
32	P1R-4KMQ
40	P1R-4LMQ
50	P1R-4MMQ
63	P1R-4NMQ



Cantilever carriage

Black anodised aluminium,
stainless steel screws

Cyl.dia.	Order code
40	P1R-4LPQ
50	P1R-4MPQ
63	P1R-4NPQ

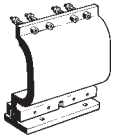


Cantilever T carriage

Black anodised aluminium

Cyl.dia.	Order code
40	P1R-4LMW
50	P1R-4MMW
63	P1R-4NMW

Note: One to be ordered for each carriage.

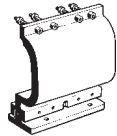


Cantilever T carriage

Black anodised aluminium,
stainless steel screws

Cyl.dia.	Order code
40	P1R-4LPW
50	P1R-4MPW
63	P1R-4NPW

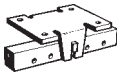
Note: One to be ordered for each carriage.



Articulated carriage

Black anodised aluminium + galvanised steel plate

Cyl.dia.	Order code
16	P1R-4FML
25	P1R-4JML
32	P1R-4KML
40	P1R-4LML
50	P1R-4MML
63	P1R-4NML




Note: One to be ordered for each carriage.
The articulated carriage is not positively secured.

Articulated carriage

Black anodised aluminium + galvanised steel plate, stainless steel screws

Cyl.dia.	Order code
16	P1R-4FPL
25	P1R-4JPL
32	P1R-4KPL
40	P1R-4LPL
50	P1R-4MPL
63	P1R-4NPL

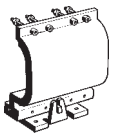


Note: One to be ordered for each carriage.
The articulated carriage is not positively secured.

Articulated cantilever carriage

Black anodised aluminium + galvanised steel plate

Cyl.dia.	Order code
40	P1R-4LMU
50	P1R-4MMU
63	P1R-4NMU

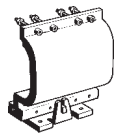


Note: The articulated carriage is not positively secured.

Articulated cantilever carriage

Black anodised aluminium + galvanised steel plate, stainless steel screws

Cyl.dia.	Order code
40	P1R-4LPU
50	P1R-4MPU
63	P1R-4NPU



Note: The articulated carriage is not positively secured.

Sensors

Reed switch sensors

Cable (m)	Voltage V AC/DC	Order code
3	0-110	P8S-DRFLX
*	0-60	P8S-DRSHX



Solid state sensors

Cable (m)	Voltage V DC	Order code
PNP, NO 3	10-28	P8S-DPFLX
PNP, NO *	10-28	P8S-DPSHX



* Cable with 8mm plug must be ordered separately.

Cables for sensors

Cable (m)	Order code
3,0	9126344341
5,0	7121100195
10,0	9126344342